



## Introductory sub-table (I)(a)

Name of the Company: SIMPLEX MILLS COMPANY LTD			
Scrip Code, Name of the scrip, class of security: BSE CODE : 533018 , Class: Equity Shares			
Quarter ended: 31.12.2014			
<b>Partly paid-up shares:-</b>			
	No. of partly paid-up shares	As a % of total no. of partly paid-up shares	As a % of total no. of shares of the company
Held by promoter/promoter group	0	0	0
Held by public	0	0	0
Total - D	0	0	0
<b>Outstanding convertible securities:-No. of outstanding securities</b>			
	No. of outstanding securities	As a % of total no. of outstanding convertible securities	As a % of total no. of shares of the company, assuming full conversion of the convertible securities
Held by promoter/promoter group	0	0	0
Held by public	0	0	0
Total - E	0	0	0
<b>Warrants:-</b>			
	No. of warrants	As a % of total no. of warrants	As a % of total no. of shares of the company, assuming full conversion of warrants
Held by promoter/promoter group	0	0	0
Held by public	0	0	0
Total - F	0	0	0
Total paid-up capital of the company, assuming full conversion of warrants and convertible securities		3000475	



**Statement Showing Shareholding Pattern**


Category code	Category of Shareholder	Number of Shareholders	Table (I)(a)		Total shareholding as a percentage of total number of shares		Shares Pledged or otherwise encumbered	
			Total number of shares	Number of shares held in dematerialized form	As a percentage of (A+B) <sup>1</sup>	As a percentage of (A+B+C)	Number of shares	As a percentage
			(III)	(IV)	(V)	(VI)	(VII)	(VIII)
<b>(A)</b>	<b>Shareholding of Promoter and</b>							
<b>1</b>	<b>Indian</b>							
(a)	Individuals/ Hindu Undivided Family	11	89630	89630	2.99	2.99	0	0.00
(b)	Central Government/ State Government(s)	0	0	0			0	
(c)	Bodies Corporate	5	2072314	2072314	69.07	69.07	0	0.00
(d)	Financial Institutions/ Banks	0	0	0				
(e)	Any Others(Specify)	0	0	0				
(e-i)		0	0	0	0.00	0.00		0.00
(e-ii)								
	<b>Sub Total(A)(1)</b>	<b>16</b>	<b>2161944</b>	<b>2161944</b>	<b>72.05</b>	<b>72.05</b>	<b>0</b>	<b>0.00</b>
<b>2</b>	<b>Foreign</b>							
a	Individuals (Non-Residents Individuals/ Foreign Individuals)				0.00	0.00	0	0.00
b	Bodies Corporate				0.00	0.00	0	0.00
c	Institutions				0.00	0.00	0	0.00
d	Any Others(Specify)				0.00	0.00	0	0.00
d-i					0.00	0.00	0	0.00
d-ii					0.00	0.00	0	0.00
	<b>Sub Total(A)(2)</b>	<b>0</b>	<b>0</b>	<b>0</b>	<b>0.00</b>	<b>0.00</b>	<b>0</b>	<b>0.00</b>
	<b>Total Shareholding of Promoter and</b>	<b>16</b>	<b>2161944</b>	<b>2161944</b>	<b>72.05</b>	<b>72.05</b>	<b>0</b>	<b>0.00</b>
<b>(B)</b>	<b>Public shareholding</b>							
<b>1</b>	<b>Institutions</b>							
(a)	Mutual Funds/ UTI	2	357	357	0.01	0.01	0	0.00
(b)	Financial Institutions / Banks	8	4843	0	0.16	0.16	0	0.00
(c)	Central Government/ State Government(s)				0.00	0.00	0	0.00
(d)	Venture Capital Funds				0.00	0.00	0	0.00
(e)	Insurance Companies	5	448760	448760	14.96	14.96	0	0.00
(f)	Foreign Institutional Investors	0	0	0	0.00	0.00	0	0.00
(g)	Foreign Venture Capital Investors				0.00	0.00	0	0.00
(h)	Any Other (specify)				0.00	0.00	0	0.00
(h-i)					0.00	0.00	0	0.00
(h-ii)					0.00	0.00	0	0.00
	<b>Sub-Total (B)(1)</b>	<b>15</b>	<b>453960</b>	<b>449117</b>	<b>15.13</b>	<b>15.13</b>	<b>0</b>	<b>0.00</b>
<b>B 2</b>	<b>Non-institutions</b>							
(a)	Bodies Corporate	63	24362	21778	0.81	0.81	0	0.00
(b)	Individuals				0.00	0.00		
I	Individuals -i. Individual shareholders holding nominal share capital up to Rs 1 lakh	5182	353755	207232	11.79	11.79	0	0.00
II	ii. Individual shareholders holding nominal share capital in excess of Rs. 1 lakh.	0	0	0	0.00	0.00	0	0.00
(c)	Any Other (specify)	0						
(c-i)	NRIs	27	6342	4273	0.21	0.21	0	0.00
(c-ii)	Clearing Member	0		0	0.00	0.00	0	0.00
(c-iii)	Directors & their Relatives	3	112	112	0.00	0.00	0	0.00
	<b>Sub-Total (B)(2)</b>	<b>5275</b>	<b>384571</b>	<b>233395</b>	<b>12.82</b>	<b>12.82</b>	<b>0</b>	<b>0.00</b>
<b>(B)</b>	<b>Total Public Shareholding (B)= (B)(1)+(B)(2)</b>	<b>5290</b>	<b>838531</b>	<b>682512</b>	<b>27.95</b>	<b>27.95</b>	<b>0</b>	<b>0.00</b>
	<b>TOTAL (A)+(B)</b>	<b>5306</b>	<b>3000475</b>	<b>2844456</b>	<b>100.00</b>	<b>100.00</b>	<b>0</b>	<b>0.00</b>
<b>(C)</b>	<b>Shares held by Custodians and against which Depository Receipts have been issued</b>							
1	Promoter and Promoter Group					0.00	0	0.00
2	Public					0.00	0	0.00
	<b>Sub-Total (C)</b>	<b>0</b>	<b>0</b>	<b>0</b>	<b>0</b>	<b>0</b>	<b>0</b>	<b>0</b>
	<b>GRAND TOTAL (A)+(B)+(C)</b>	<b>5306</b>	<b>3000475</b>	<b>2844456</b>	<b>100.00</b>	<b>100.00</b>	<b>0</b>	<b>0.00</b>



(I)(b) Statement showing holding of securities (including shares, warrants, convertible securities) of persons belonging to the category "Promoter and Promoter Group"

Sr. No.	Name of the shareholder	Details of Shares held		Encumbered shares (*)			Details of warrants		Details of convertible securities		Total shares (including underlying shares assuming full conversion of warrants and convertible securities) as a % of diluted share capital
		Number of shares held	As a % of grand total (A)+(B)+(C)	No.	As a percentage	As a % of grand total (A)+(B)+(C) of sub-clause (I)(a)	Number of warrants held	As a % total number of warrants of the same class	Number of convertible securities held	As a % total number of convertible securities of the same class	
(I)	(II)	(III)	(IV)	(V)	(VI)=(V)/(III)*100	(VII)	(VIII)	(IX)	(X)	(XI)	(XII)
1	Nandan S.Damani	25306	0.84	0	0.00	0.00	0	0	0	0	0
2	Nandan S.Damani	17241	0.57	0	0.00	0.00	0	0	0	0	0
3	Nandan S.Damani HUF	153	0.01	0	0.00	0.00	0	0	0	0	0
4	Kamladevi Bagri	243	0.01	0	0.00	0.00	0	0	0	0	0
5	Nalini Somany	311	0.01	0	0.00	0.00	0	0	0	0	0
6	Sandip Somany	2302	0.08	0	0.00	0.00	0	0	0	0	0
7	Sanjay Nandan Damani	12253	0.41	0	0.00	0.00	0	0	0	0	0
8	Shashi A.Patodia	4765	0.16	0	0.00	0.00	0	0	0	0	0
9	Shreelekha N. Damani	26571	0.89	0	0.00	0.00	0	0	0	0	0
10	Sumita Somany	25	0.00	0	0.00	0.00	0	0	0	0	0
11	Surendra Kumar Somany	460	0.02	0	0.00	0.00	0	0	0	0	0
12	SIMPLEX REALTY LTD	1470000	48.99	0	0.00	0.00	0	0	0	0	0
13	LUCKY VYAPAAR AND HOLDINGS PVT LTD	98256	3.27	0	0.00	0.00	0	0	0	0	0
14	NEW TEXTILES LTD.	250847	8.36	0	0.00	0.00	0	0	0	0	0
15	NEW TEXTILES LTD.	658	0.02	0	0.00	0.00	0	0	0	0	0
16	SHREELEKHA GLOBAL FINANCE LTD	252553	8.42	0	0.00	0.00	0	0	0	0	0
<b>TOTAL</b>		<b>2161944</b>	<b>72.05</b>	<b>0</b>	<b>0.00</b>	<b>0.00</b>	<b>0</b>	<b>0</b>	<b>0</b>	<b>0</b>	<b>0</b>

(\*) The term "encumbrance" has the same meaning as assigned to it in regulation 28(3) of the SAST Regulations, 2011




(I)(c)(i) Statement showing holding of securities (including shares, warrants, convertible securities) of persons belonging to the category "Public" and holding more than 1% of the total number of shares

Sr. No.	Name of the shareholder	Number of shares held	Shares as a percentage of total number of shares {i.e., Grand Total (A)+(B)+(C) indicated in Statement at para (I)(a) above}	Details of warrants		Details of convertible securities		Total shares (including underlying shares assuming full conversion of warrants and convertible securities) as a % of diluted share capital
				Number of warrants held	As a % total number of warrants of the same class	Number of convertible securities held	% w.r.t total number of convertible securities of the same class	
1	LIFE INSURANCE CORPORATION OF INDIA	378869	12.63	0	0	0	0	0
2	THE ORIENTAL INSURANCE COMPANY LIMITED	50940	1.70	0	0	0	0	0
<b>TOTAL</b>		<b>429,809</b>	<b>14.32</b>	<b>0</b>	<b>0</b>	<b>0</b>	<b>0</b>	<b>0</b>



**(I)(c)(ii) Statement showing holding of securities (including shares, warrants, convertible securities) of persons (together with PAC) belonging to the category "Public" and holding more than 5% of the total number of shares of the company**


Sr. No.	Name(s) of the shareholder(s) and the Persons Acting in Concert (PAC) with them	Number of shares	Shares as a percentage of total number of shares {i.e., Grand Total (A)+(B)+(C) indicated in Statement at para (I)(a) above}	Details of warrants		Details of convertible securities		Total shares (including underlying shares assuming full conversion of warrants and convertible securities) as a % of diluted share capital
				Number of warrants	As a % total number of warrants of the same class	Number of convertible securities held	% w.r.t total number of convertible securities of the same class	
1	LIFE INSURANCE CORPORATION OF INDIA	378869	12.63	0	0		0	0
<b>TOTAL</b>		<b>378869</b>	<b>12.63</b>	<b>0</b>	<b>0</b>	<b>0</b>	<b>0</b>	<b>0</b>





(II)(a) Statement showing details of Depository Receipts (DRs)

Sr. No.	Type of outstanding DR (ADRs, GDRs, SDRs, etc.)	Number of outstanding DRs	Number of shares underlying outstanding DRs	Shares underlying outstanding DRs as a percentage of total number of shares {i.e., Grand Total (A)+(B)+(C) indicated in Statement at para (I)(a) above}
1				
2				0.00
3				0.00
4				0.00
5				0.00
6				0.00
7				0.00
8				0.00
9				0.00
				0.00
<b>TOTAL</b>		<b>0</b>	<b>0</b>	<b>0.00</b>



(II)(b) Statement showing holding of Depository Receipts (DRs), where underlying shares held by "promoter/promoter group" are in excess of 1% of the total number of shares

Sr. No.	Name of the DR Holder	Type of outstanding DR (ADRs, GDRs, SDRs, etc.)	Number of shares underlying outstanding DRs	Shares underlying outstanding DRs as a percentage of total number of shares {i.e., Grand Total (A)+(B)+(C) indicated in Statement at para (I)(a) above}
1				
2				0.00
3				0.00
4				0.00
5				0.00
6				0.00
7				0.00
8				0.00
9				0.00
				0.00
				0.00
<b>TOTAL</b>			0	0.00

